

Adept Cobra s800



The Adept Cobra™ s800 robot is a high-performance SCARA robot system for mechanical assembly, material handling, packaging, machine tending, screw driving, and other applications that require fast and precise automation. Adept Cobra s-Series robots include the Adept SmartController™ motion controller, which provides performance capabilities unmatched in the industry.

Product Features and Benefits

- Adept ACE™ software to deploy your applications through a user-friendly interface
- High-resolution, absolute encoders to provide high accuracy, superior slow-speed following, and easy calibration
- High-efficiency, low-inertia Harmonic Drives™ and a lightweight arm to deliver maximum acceleration
- 8 kHz servo update rate to improve path following and control
- Diagnostics display enables faster trouble shooting
- Ethernet TCP/IP capability to control the robot through a PC, PLC, or controller
- Complete interchangeability between robots and controllers



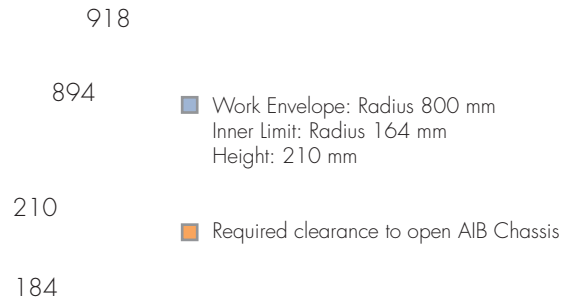
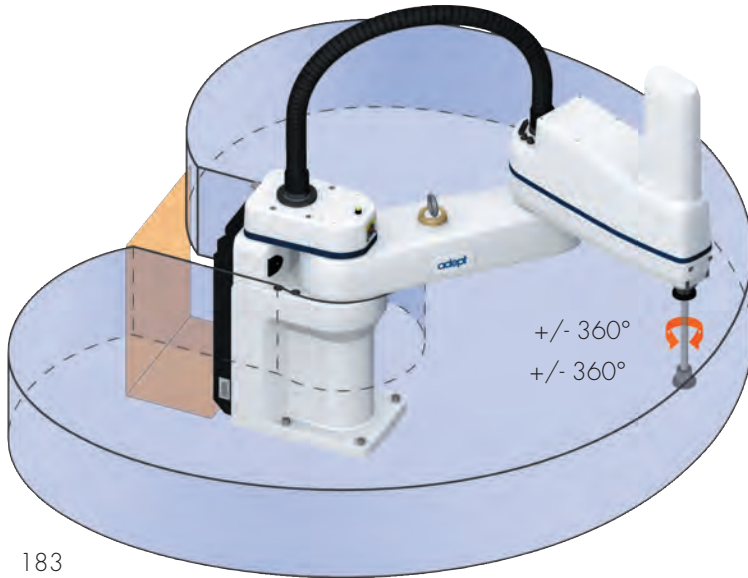
The Adept Cobra s800 robot comes with the high-performance Adept SmartController™ motion controller, which is based on the Adept SmartServo architecture. It has a small footprint of 329w x 187d x 86h mm.

Specifications

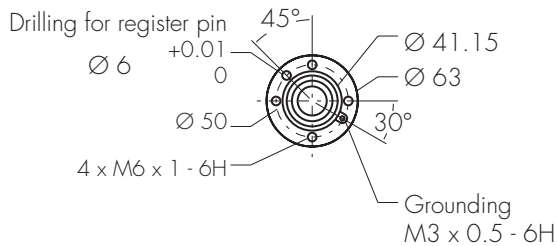
Reach	800 mm
Payload	Rated 2 kg Max. 5.5 kg
Adept Cycle	
Burst Mode	0.54 sec
Sustained (20°C)	0.54 sec
Joint Ranges	
Joint 1	± 105°
Joint 2	± 157.5°
Joint 3	210 mm
Joint 4	± 360°
Joint Speeds	
Joint 1	386°/sec
Joint 2	720°/sec
Joint 3	1100 mm/sec
Joint 4	1200°/sec
Repeatability	
XY	± 0.017 mm
Z	± 0.003 mm
Theta	± 0.019°
Pass-Through Connections	
Electrical	24 (12 twisted pairs)
Pneumatic	6 mm (x2) 4 mm (x3)
DeviceNet	1
Digital I/O Channels	
AIB:	12 inputs, 8 outputs
Controller:	12 inputs, 8 outputs
Optional solenoid:	4 outputs
Weight	43 kg
Environmental Requirements	
Ambient Temperature	5 - 40 °C
Humidity Range	5 - 90 % (non-condensing)
Power Requirements for SmartController	24 VDC : 5 A
Power Requirements for AIB	24 VDC : 6 A 200 - 240 VAC : 10 A, single-phase
CE and cULus Compliant	

ADEPT COBRA s800

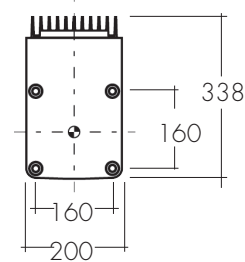
Dimensions Adept Cobra s800



Dimensions: Flange (mm)



Dimensions: Footprint (mm)



The Adept Cobra s800 system includes the following:

- Adept Cobra s800 robot with AIB (Amplifiers In Base)
- Adept SmartController motion controller
- Front panel with E-Stop
- Adept ACE software
- User documentation

Options and Peripherals:

- AdeptSight™ vision guidance and inspection system (requires a PC—Adept recommends using the Adept SmartVision™ EX)
- T2 manual control pendant
- Dual robot configuration option
- Conveyor-tracking option
- sMI6 SmartMotion™ interface
- sDIO I/O expansion (32 digital input and 32 digital output channels)
- IO Blox I/O module (8 digital input and output channels each)
- High-resolution Joint 4 option
- Solenoid valve kit
- IP-65 + Cleanroom ISO4 (class 10) option
- Adjustable Hardstop Kit

Downloads:

Download CAD files for the Adept Cobra s800 robot from <http://www.adept.com/support/downloads/file-search> using the following download ID: 500008



Adept Technology, Inc. 5960 Inglewood Drive, Pleasanton, CA 94588
Tel: 925-245-3400 Fax: 925-960-0452 Email: info@adept.com
www.adept.com

Specifications subject to change without notice.
©2013 Adept Technology, Inc. ALL RIGHTS RESERVED. The information provided in this communication or document is the property of Adept Technology, Inc. and is protected by copyright and other intellectual property laws. In addition, any references to any Adept Technology, Inc. products are the marks and property of Adept Technology, Inc. [and may be registered trademarks]. All other trademarks or tradenames are the property of their respective holders.